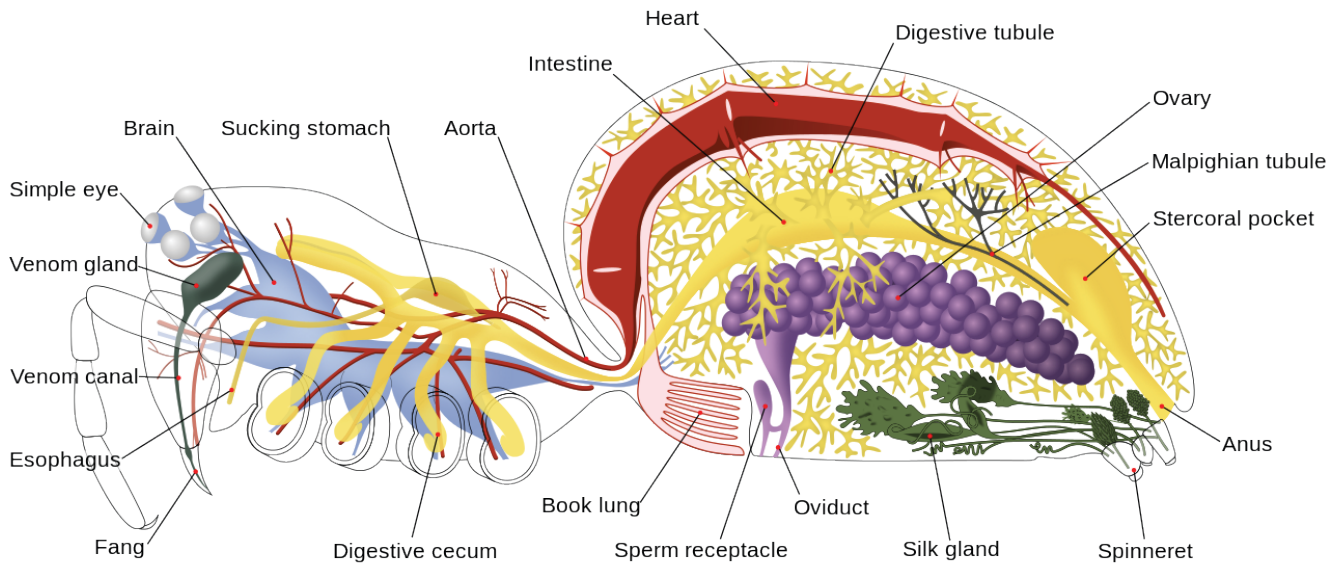


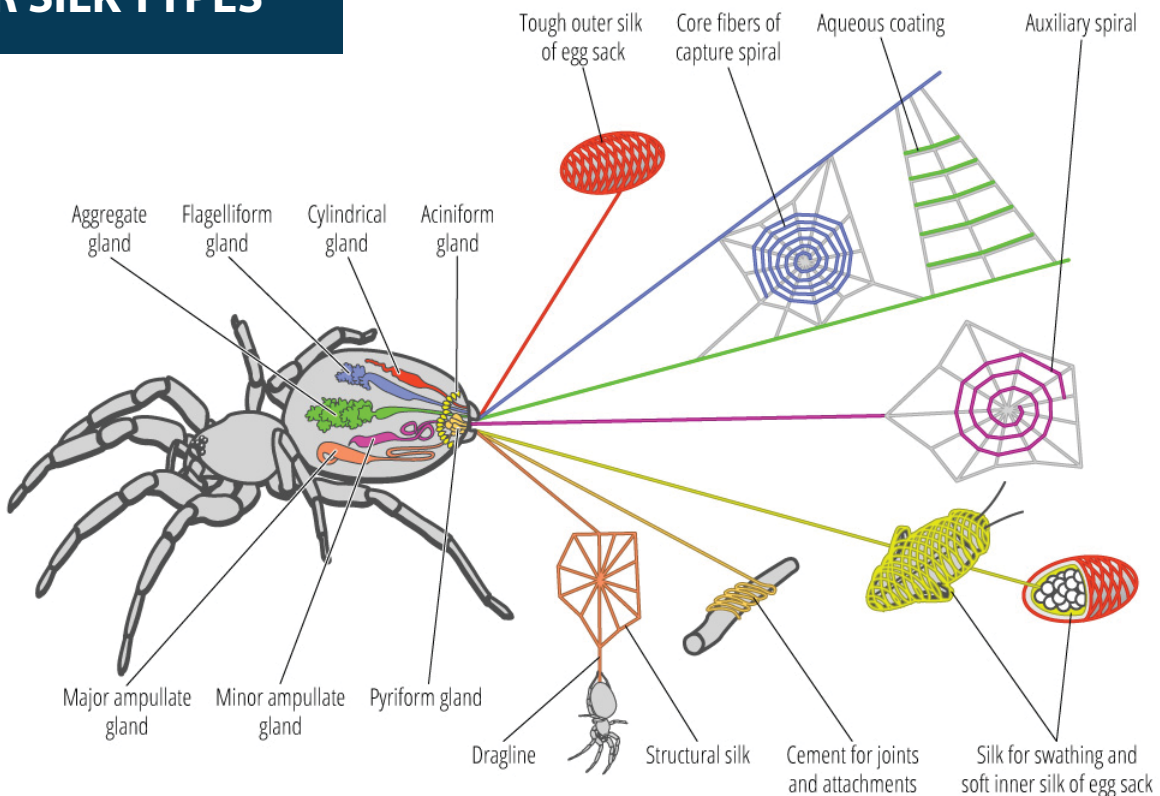
SPIDER RESOURCES

SPIDER INTERNAL BODY PARTS



graphic via Wikipedia Commons

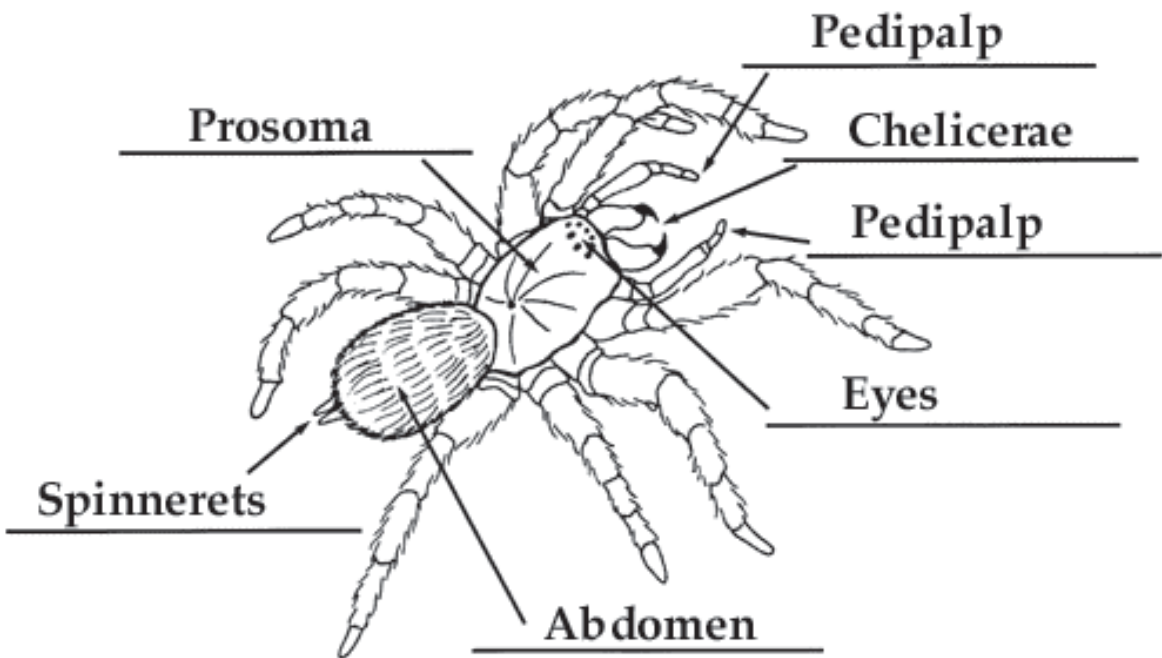
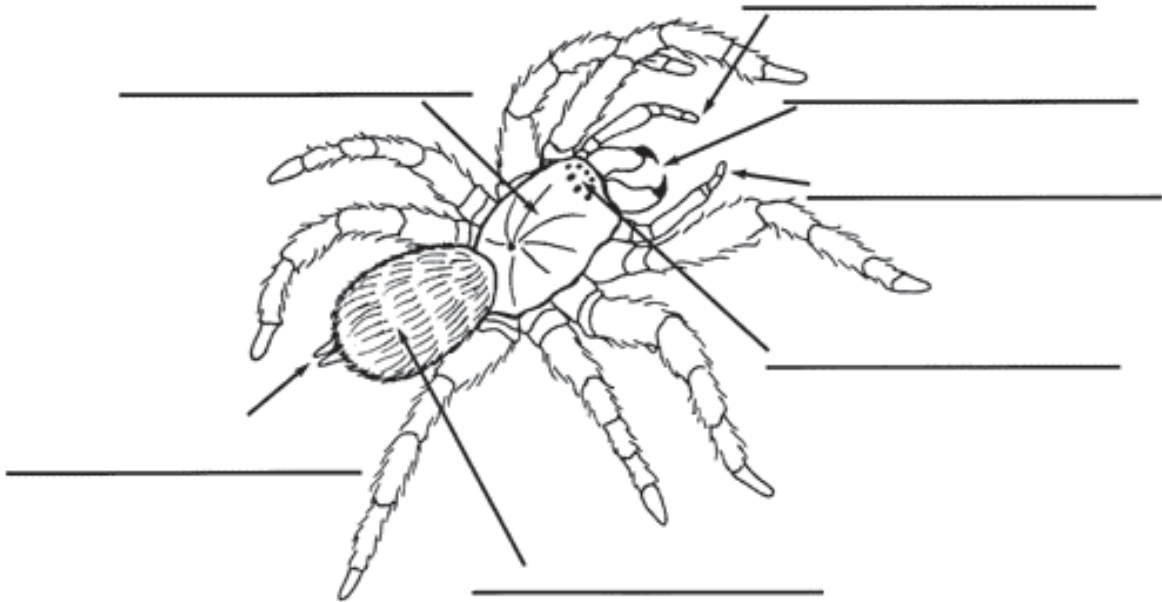
SPIDER SILK TYPES



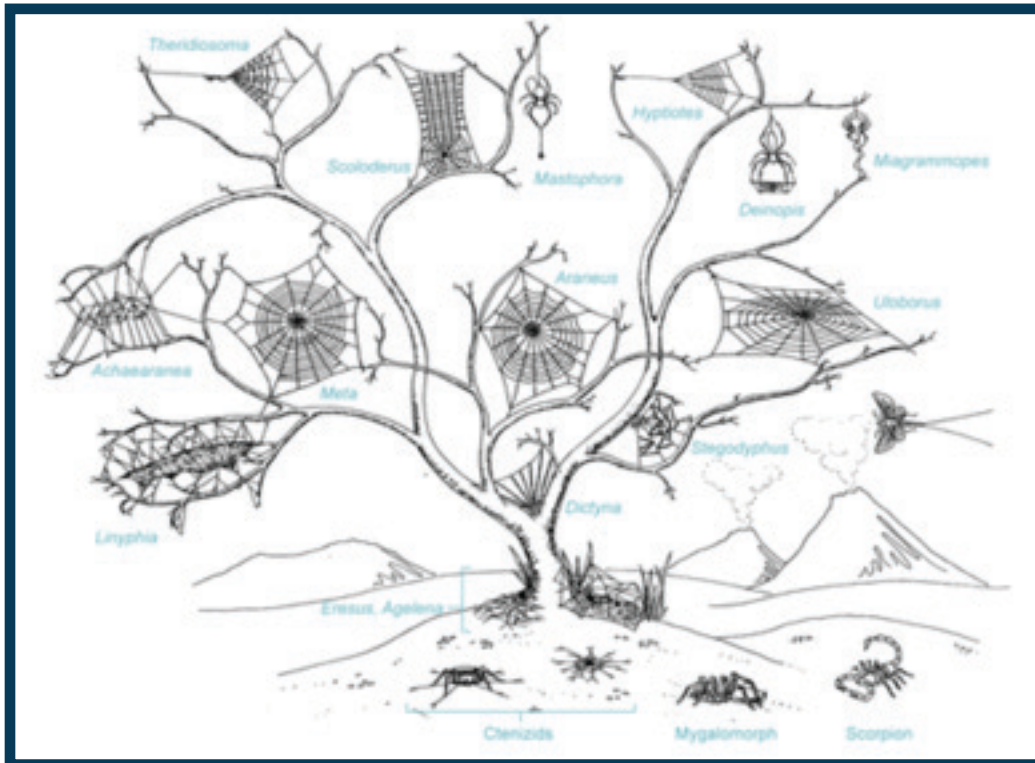
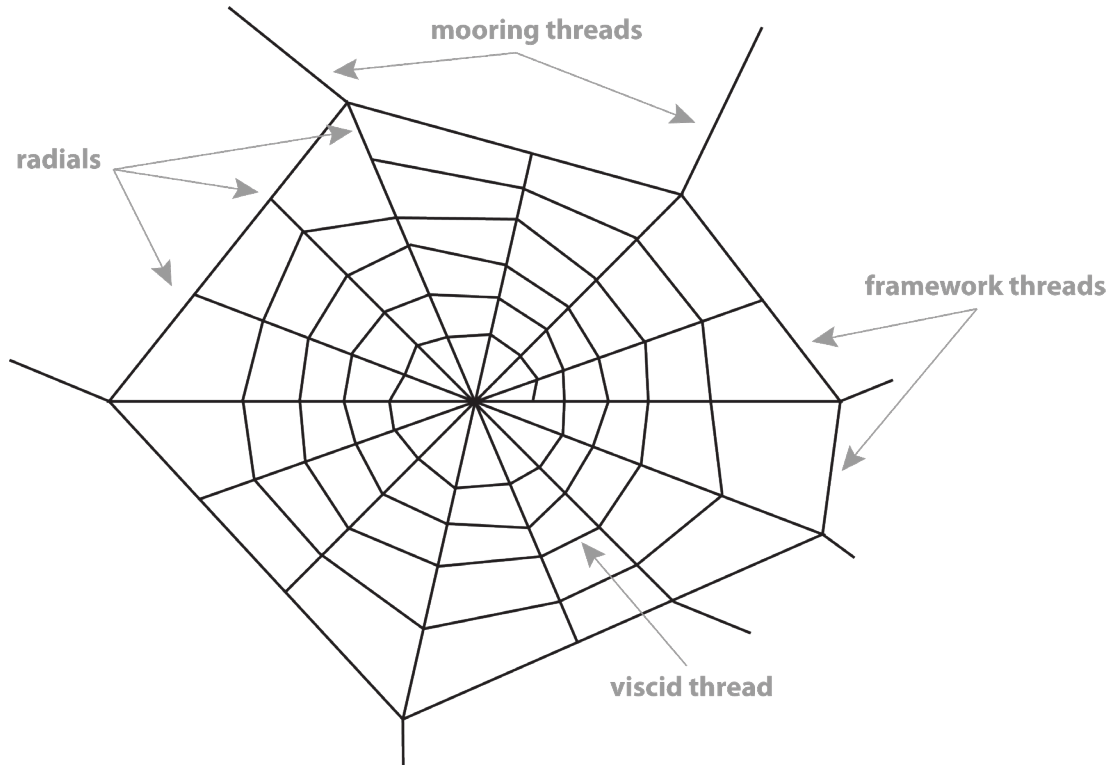
graphic via Spiber.se

SPIDER PARTS

graphics via smithsonianeducation.org



WEB TYPES



graphic via annualreviews.org

USEFUL RESOURCES

You and your students will have fun searching the web for spider information and photos. There are lots of spider videos as well. Take care with some of these videos as they are intended to be frightening...not very useful to the purpose of this project!

Spiders.us

<http://www.spiders.us/articles/identification/>

Koryos Writes – It's Raining Spiders

Terrific article with pictures on “raining spiders” and fantastic webs.

<http://www.koryoswrites.com/nonfiction/its-raining-spiders/>

Smithsonian Education – Under the Spell of Spiders

Excellent lesson plans for spider identification lessons.

http://www.smithsonianeducation.org/educators/lesson_plans/under_spell_spiders/index.html

Wikipedia

This spider article is comprehensive and cool, with spider identification photos and much more.

<https://en.wikipedia.org/wiki/Spider>

What-When-How.com

Perhaps more than you every wanted to know about spiders!

<http://what-when-how.com/insects/spiders-insects/>

Kidzone.ws

Check out the All About Arthropods and dip into the spider section for detailed information on classifying spiders. There are some useful instructional materials here as well.

<http://www.kidzone.ws/animals/arthropod1.htm>

Spiderzrule.com

Remarkable, cool info and photos on spiders. You will get hooked!

<http://www.spiderzrule.com/spider5.htm>

InsectIdentification.org – Spiders

Full of spider named by photo and identification. Also sorted by state.

<http://www.insectidentification.org/spiders.asp>

Spiders of New Zealand

This is a well-organized source of information on spiders in general and could be adapted from New Zealand spiders to your local area spiders.

<http://www.teara.govt.nz/en/spiders-and-other-arachnids/page-1>

IMAGE SOURCES

Anatomical information and original diagram from The Spider Book (1912, 1920) by John Henry Comstock Additional anatomical information from Biology of Spiders (1996) by Rainer F. Foelix; graphic created 4 August 2009.

https://en.wikipedia.org/wiki/Spider_anatomy

Digital Image. Spider Web. Designed by Freepik. Web.

http://www.freepik.com/free-vector/spider-web-background_802560.htm

Digital Image. How Spiders Produce Silk. Spiber, 2015. Web.

<http://www.spiber.se/how-spiders-make-silk>

Digital image. Spy on a Spider. Smithsonian Center for Learning and Education, 2013. Web.

http://www.smithsonianeducation.org/educators/lesson_plans/under_spell_spiders/lesson2.html

Webs diagram source: Vollrath F & Selden PA. 2007. The Role of Behavior in the Evolution of Spiders, Silks, and Webs. Annual Review of Ecology, Evolution, and Systematics 38, 819-846.

<http://www.annualreviews.org/doi/abs/10.1146/annurev.ecolsys.37.091305.110221>